

700 series

NEW

Perfect process pumping with LoadSure® technology



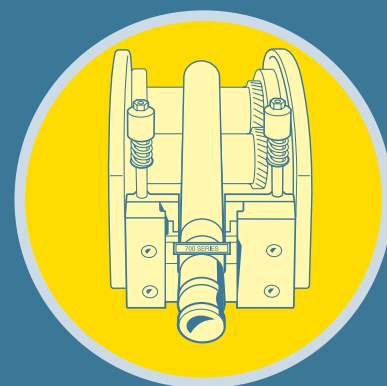
LoadSure peristaltic technology
makes your system more
reliable – and saves you money

More tube life Less downtime More productivity

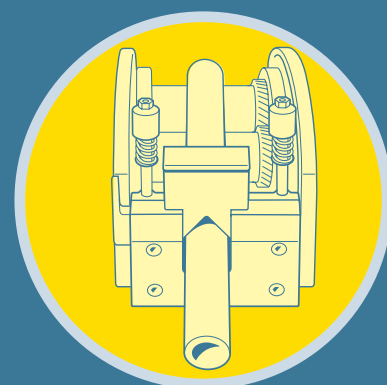
Watson-Marlow Bredel 700 series pumps offer a choice: continuous tube operation or LoadSure industrial elements for accurate loading and maximum uptime. You can even adapt existing continuous tube pumps to the new technology – conversion is just a 10-minute task.

Both versions benefit from the 700 series' unique driven-roller pumpheads which increase tube life and give low-pulse flows to 66 litres/min. They are ideal for industrial processes.

LoadSure technology brings operating cost savings and even greater system security to a pump range renowned for its ruggedness, reliability and trouble-free functionality.



LoadSure



Continuous tubing

NEW 700 series LoadSure technology gives you

- **Greater reliability**

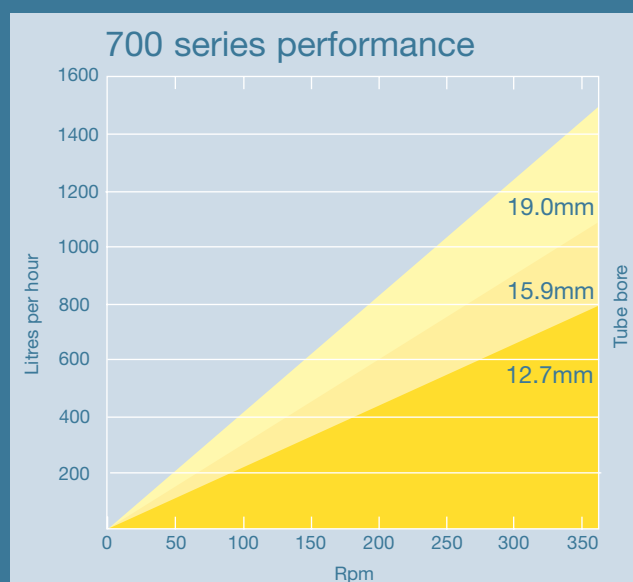
Snap-fit tube loading eliminates operator error. It ensures positive tube location and optimum tube tension, significantly extending tube and service life

- **Quicker changeover**

Tube elements snap straight in. Correct alignment is automatic and the pump is ready for service instantly

- **Easier pump installation**

Quick-release industrial Cam and Groove connections provide a secure, pump-to-system interface



saves you money



- 1 Snap-fit one end of the element
- 2 Repeat for the other end
- 3 Connect up

Unscrew the pivot pin and remove the track. Lift the element out and snap the new one into place – it's easy thanks to the LoadSure positive location system. Refit the track and connect up. That's all there is to it.

Drive options

Choose the drive to suit your needs. Options include cased drives with membrane panel control and digital displays, plus high accuracy speed control. For hazardous areas, there are fixed and variable speed EExd-rated motors and a high-power pneumatic alternative. All are built to the IP55 standard for "washdown" environments. Also optional is a Teflon (PTFE) coated pumphead to ensure longevity in even the most corrosive environments.




Industrial Cam and Groove connectors ensure a secure, instant seal

Retro-fit

One pump, two pumping options. LoadSure element conversion kits make it easy to switch from continuous tubing to snap-fit elements.

The task can be done in 10 minutes with the pump in-situ.

Benefit from LoadSure technology immediately.



United Kingdom
 Telephone +44 (0) 1326 370370
 Fax: +44 (0) 1326 376009
 Email support@watson-marlow.co.uk
 www.watson-marlow.co.uk

Belgium
 Telephone +32 (0) 2 481 60 57
 Fax: +32 (0) 2 481 60 58
 Email info@watson-marlow.be

Brazil
 Telephone +55 11 4616 0404
 Fax: +55 11 4616 0403
 Email info4brazil@watson-marlow.com
 www.watson-marlow.com.br

China
 Telephone +86 21 6485 4898
 Fax: +86 21 6485 7366
 Email mingshao@cn.spiraxsarco.com
 www.watson-marlow.cn

France
 Telephone +33 (0) 2 37 38 92 03
 Fax: +33 (0) 2 37 38 92 04
 Email info@watson-marlow.fr

Germany
 Telephone +49 (0) 2183 42040
 Fax: +49 (0) 2183 82592
 Email info@watson-marlow.de
 www.watson-marlow.de

Italy
 Telephone +39 030 6871184
 Fax: +39 030 6871352
 Email info@watson-marlow.it
 www.watson-marlow.it

Korea
 Telephone +82 (0) 2 525 5755
 Fax: +82 (0) 2 525 5764
 Email support4k@watson-marlow.co.uk

Malaysia
 Telephone +60 (3) 5635 3323
 Fax: +60 (3) 5635 7717
 Email sales@my.SpiraxSarco.com

Netherlands
 Telephone +31 (0) 10 462 1688
 Fax: +31 (0) 10 462 3486
 Email info@watson-marlow.nl

South Africa
 Telephone +27 11 796 2960
 Fax: +27 11 794 1250
 Email info@wmbpumps.co.za

Sweden
 Telephone +46 8 556 556 00
 Fax: +46 8 556 556 19
 Email info@watson-marlow.nu
 www.watson-marlow.nu

United States of America
 Telephone 800 282 8823
 Fax: 978 658 0041
 Email support@wmbpumps.com
 www.watson-marlow.com

The information contained in this document is believed to be correct, but Watson-Marlow Bredel accepts no liability for any errors it contains, and reserves the right to alter specifications without notice.

WARNING These products are not designed for use in, and should not be used for, patient connected applications.

Watson-Marlow, Pumpsil, LaserTraceability, Bioprene and Marprene are registered trademarks of Watson-Marlow Limited

STA-PURE and CHEM-SURE are trademarks of WL Gore & Associates inc. Fluorel is a trademark of 3M.

www.watson-marlow.co.uk
 Members of the Spirax-Sarco Engineering Group



Pump Series

Put LoadSure® in your process Improve your performance

100	Low flow single channel pumps. Fixed and manual/auto control variable speed. • Flow rates from 1µl/min to 53ml/min	101F/R	
200	Near pulseless, multi-channel cassette pumps with up to 32 channels. • Flow rates from 0.6µl/min to 22ml/min per channel	205S/CA	
300	Compact single or multi-channel laboratory pumps with manual, remote, analogue, RS232 or dispensing control. • Flow rates from 2µl/min to 2200ml/min	323E/D	
400	Ultra compact scientific pumps with up to four channels. • Flow rates from 1µl/min to 610ml/min	401U/D1	
500	Our core range of IP31 and IP66 industrial washdown process pumps. • Flow rates from 10µl/min to 4.4 litre/min	520S/R	
600	IP66 mid-flow process pumps with full clean-in-place and steam-in-place capability. • Flow rates from 50ml/min to 18.3 litre/min	623S/R	
700	IP55 industrial pumps with manual or auto control, single or twin channel. • Flow rates from 1.6 litre/min to 2,000 litre/hr	704S/R	
SPX	High flow high-pressure industrial pumps with direct coupled design. Duplex and CIP available. • Flow rates from 0.3 litre/min to 80m³/hr	SPX40	
OEM	OEM pumpheads for fitting to user's own drives, or with faceplate-mounted motor options. • Flow rates from 0.01µl/min to 33 litre/min	100	
Tubing Hoses	Extensive range of tubing ensures chemical compatibility. USP Class VI and FDA approvals. Precision machined, reinforced hoses provide flow stability and excellent suction performance.	Marprene	

Manual control variable speed single channel pump

•

Manual / auto control variable speed single channel pump

•

Twin channel baseplate mounted pump

•

Fixed speed single channel pump

•

Variable speed ATEX rated pump

•

Pneumatic, baseplate mounted single channel pump



Call now for a demonstration and see for yourself
 Phone: 01326 370370
 Or you can log on to our website:
www.watson-marlow.co.uk
 for further information on our complete peristaltic pump range